

Three Switches for Three Very Different Applications:

Reverse Action

Cut-in (close the contacts) on rising air or water pressure. Designed to ground ignition on gas driven pumps and compressors when desired maximum pressure is reached. Can also act as low pressure alarm or to prevent pump operation at low pressure. Reset lever optional.

GARD-IT®

Wired in series with a conventional pressure switch. When failure of the water or air supply causes system pressure to fall considerably below the cut-in point of the regular pressure switch, the GARD-IT will disconnect the pump motor. When the water or air supply returns, the system is placed in automatic operation by depressing the manual reset lever until system pressure exceed the GARD-IT cut off level.

HI-GARD®

Wired in series with any system pressure switch, this special pressure switch is designed to cut-out (open the contacts) when a preset pressure is reached. Must be manually reset. HI-GARD pressure switch is used when it is desirable to limit the maximum pressure in a system.

Special Application

Switch Features Include:

- Corrosion resistant non-metallic cover
- No wire looping
- Straight through wiring
- Visible contacts
- No-drift pressure settings
- Captive cover screw
- Easy to adjust
- Ample wiring room
- Ground screws
- UL listed file #14861
- CSA certified file #LR36854



Electrical Ratings

Cat. No.	Control Circuit	Horsepower				
		1 Phase		3Phase		DC
		112V	240V	240V	480-600V	32V-230V
69WR, 69WC	A600	1.5	2.0	3.0	—	1/4
69WH	A600	2.0	3.0	5.0	1.0	1/2

69WR Reverse Action

Min. Close Cut-In	Max. Open Cut-Out	Differential Range	Pressure Setting Adjustment Table	Horsepower				Factory Setting	NEMA 1 General Purpose Cat No.
				1 Phase		3 Phase			
				120V	240V	240V	480/600V		
35 psi	150 psi	30-45 psi	K	1.5	2.0	3.0	—	125-95	69WR7
30 psi	100 psi	25-30 psi	L	1.5	2.0	3.0	—	100-75	69WR6
10 psi	80 psi	17-22 psi	M	1.5	2.0	3.0	—	50-30	69WR5
3 psi	40 psi	6-15 psi	N	1.5	2.0	3.0	—	10-5	69WR3
1 psi	18 psi	3-12 psi	O	1.5	2.0	3.0	—	7-3	69WR2

GARD-IT, HI-GARD

	Cut Off Adjustable Min.	Max.	Horsepower			Factory Setting	Static PSI	NEMA 1 General Purpose Cat No.
			1 Phase		3 Phase			
			120V	240V	240V			
Gard-It	3 psi	20 psi	1.5	2.0	3.0	12	150	69WC7
Hi-Gard	20 psi	100 psi	1.5	3.0	5.0	80	150	69WH6

PSI Table K

Cut-In-B		Cut-Out A
Min.	Max.	
65	80	35
70	85	40
80	95	50
90	105	60
100	115	70
110	125	80
120	135	90
130	145	100
140	150	110
150	150	120

PSI Table L

Cut-In-B		Cut-Out A
Min.	Max.	
50	60	30
61	70	40
71	80	50
82	90	60
92	100	70
100	100	80

PSI Table M

Cut-In-B		Cut-Out A
Min.	Max.	
25	32	10
36	42	20
46	52	30
56	62	40
67	72	50
78	80	60
80	80	62

PSI Table N

Cut-In-B		Cut-Out A
Min.	Max.	
9	18	3
11	20	5
16	25	10
21	30	15
26	35	20
30	40	23

PSI Table O

Cut-In-B		Cut-Out A
Min.	Max.	
4	13	1
5	14	2
6	15	3
7	16	4
8	17	5
10	18	6

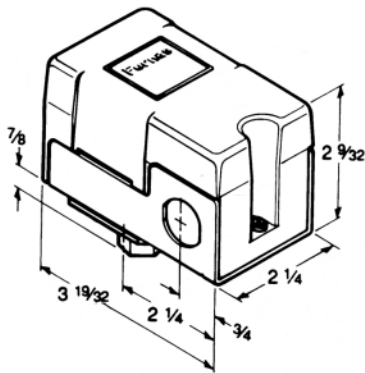


Modifications

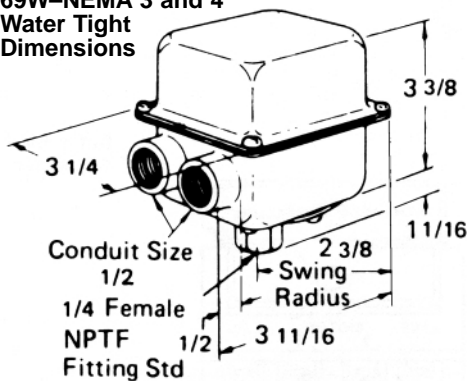
Description	Catalog Number Suffix Add suffixes in order shown	
Auto-off disconnect lever	L	
1/4" quick connects (load terminal only)	A	24 pc min
Pulsation orifice	B	24 pc min
Two grommets for 1/2" conduit hole	G	24 pc min
NEMA 3 outdoor weatherproof enclosure- <i>Cannot be used with auto-off disconnect switch</i>	W	no minimum
NEMA 4 watertight enclosure- <i>Cannot be used with auto-off disconnect switch</i>	X	no minimum
Pipe Fittings		
1/4" male NPT	2A	24 pc min
Special pressure settings: Suffix Z is followed by setting Example: 69WA4Z2040	Z†	24 pc min

† See Instruction Sheet included with switch for manual adjusting instructions.

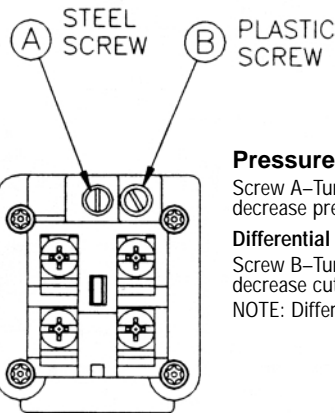
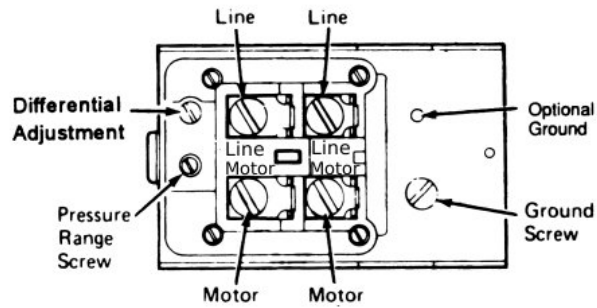
69W Dimensions



**69W-NEMA 3 and 4
Water Tight
Dimensions**



Connection Diagram



Pressure Adjustment Settings

Screw A—Turn clockwise to increase and counterclockwise to decrease pressure range (both cut-in and cut-out).

Differential Adjustment

Screw B—Turn clockwise to increase and counterclockwise to decrease cut-out pressure.

NOTE: Differentials shown on tables (over) are averages only.



Hubbell Industrial Controls, Inc.

A subsidiary of Hubbell Incorporated
 4301 Cheyenne Dr., Archdale, NC 27263
 Telephone (336) 434-2800 • Fax (336) 434-2803
<http://www.hubbell-icd.com>
 Sales@hubbell-icd.com